

# Posting Your Stories and Commenting on Posts

## Free Seven-Day Writing Challenge

For each daily post you are invited to share your writing in the comments section.


This is where you do it  
----->

Posts are listed oldest at the top.

### Nightstands

What is on your nightstand?

Name and describe each item in detail. What do these things mean to you? Are they sentimental or functional? How long have they been next to your bed? Why are they on your nightstand? How do you feel about having these items on your bedside table?



Choose one of the items on your nightstand and write a story about it.

Name and describe each item in detail. What do these things mean to you? Are they sentimental or functional? How long have they been next to your bed? Why are they on your nightstand? How do you feel about having these items on your bedside table?

Choose one of the items on your nightstand and write a story about it.

*You're invited to post in the comments section below: your stories, encouraging comments in response to others' posts, writing questions, or a daily check-in. We suggest you first write your work in a separate personal document, perhaps in Word, and then copy and paste it into the comments section below to share. We will delete the posts after a time, so we don't want you to lose your work.*

PHOTO BY MANUEL IOSEPH FROM PEXELS

[Return to Writing Challenge Home Page](#)

37 Leave a Reply

Join the discussion

## Paste your story here

Your Name

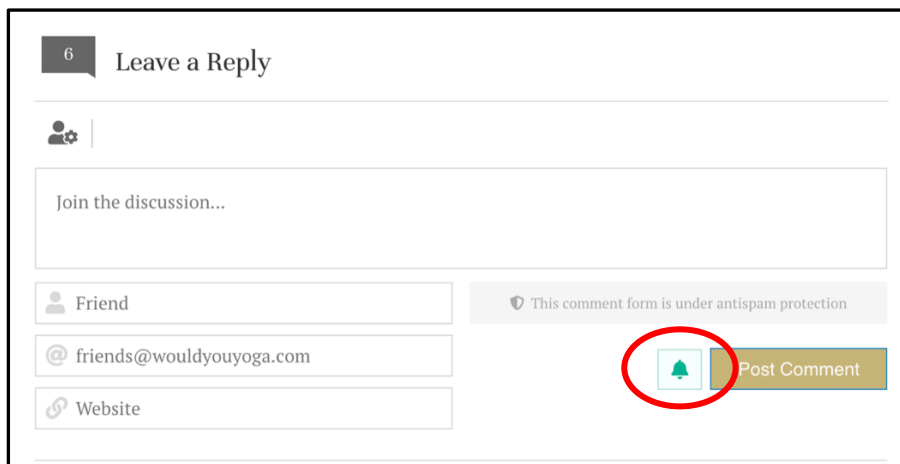
@ name@gmail.com

Website

This comment form is under antispam protection

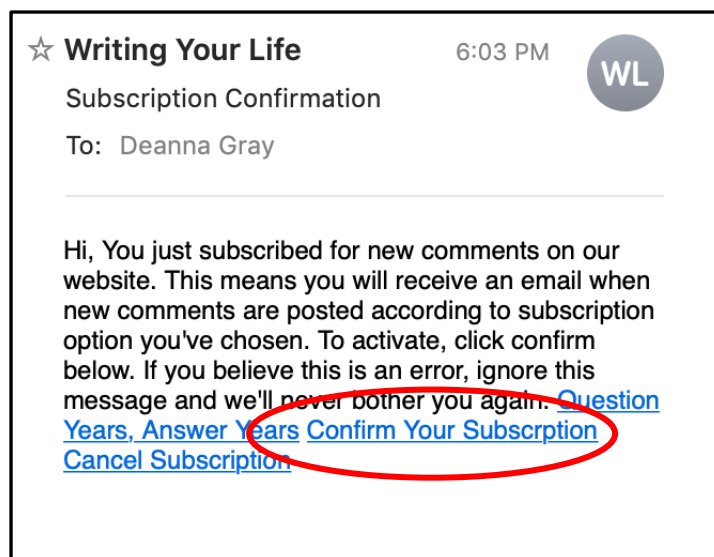
Here's more on the commenting process:

1. Enter a comment. Keep the green bell selected to receive notifications when others comment on your post.

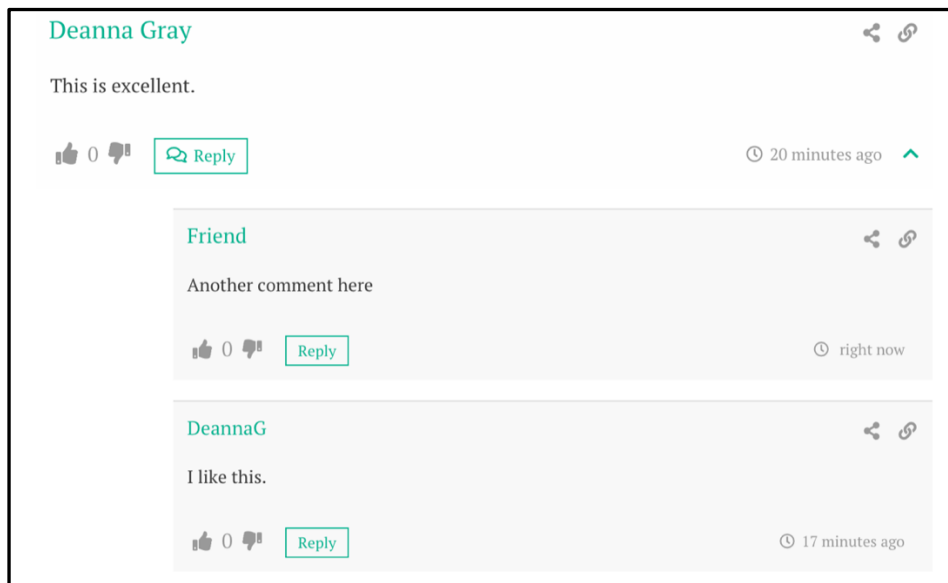


The screenshot shows a 'Leave a Reply' form. At the top left, there is a speech bubble icon with the number '6' and the text 'Leave a Reply'. Below this is a text input field with the placeholder 'Join the discussion...'. To the right of the input field, there is a notification bell icon circled in red, and a 'Post Comment' button. Below the input field, there are three input fields for 'Friend', '@ friends@wouldyouyoga.com', and 'Website'. A small message above the 'Post Comment' button states 'This comment form is under antispam protection'.

2. You will receive an email asking them to opt in for these notifications - be sure to check your spam or junk mailbox. You must click on the Confirm Your Subscription link to activate these notices.



3. When another user enters a comment on your thread, you will receive an email notifying you someone posted a comment on your thread.



4. Here's the notification email you'll receive:

