

# Life Writers

## Your Writing Road Map

### 1. Your Writing Road Map


---

---

---

---

### 2. Your Writing Trajectory



---

---

---

---

---

---

---

---



---

---

---

---

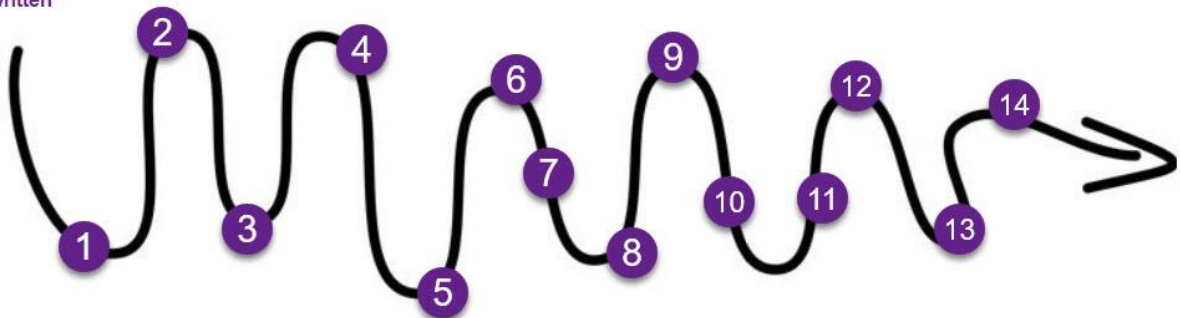
### 3. Start with the end in mind

- the *what*
  - I want to write \_\_\_\_\_
- the *details*
  - I want to write \_\_\_\_\_  
that tells the story of \_\_\_\_\_
- the *purpose*
  - I want to write \_\_\_\_\_  
that tells the story of \_\_\_\_\_  
that I plan to \_\_\_\_\_
- the *deadline*
  - I want to write \_\_\_\_\_  
that tells the story of \_\_\_\_\_  
that I plan to \_\_\_\_\_  
\_\_\_\_\_
  - by \_\_\_\_\_.

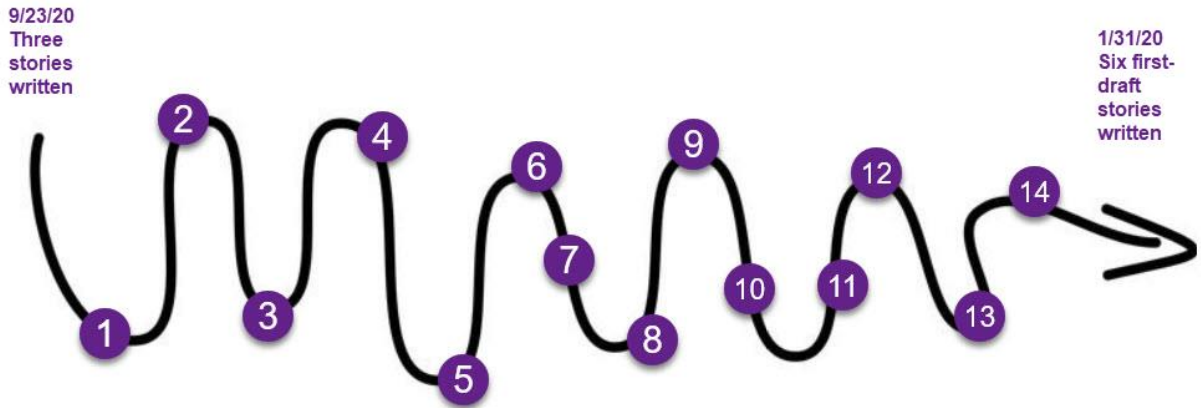
### 4. Where you are/where want to be

- mark the left-hand side with date and where you are with your project

9/23/20  
Three  
stories  
written



- mark the right-hand side with date and where you want with your project on January 31, 2021

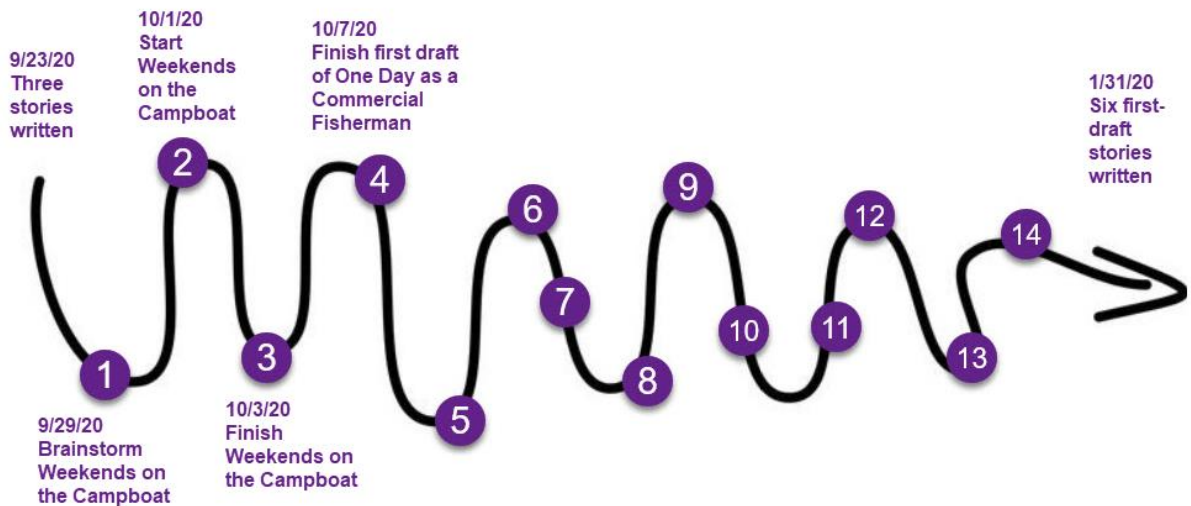


### 5. Points along Your Writing Road Map

- decide what type(s) of markers you will use

*I plan to use \_\_\_\_\_  
to track my writing progress.*

- add several markers and their target dates to Your Writing Road Map



### 6. Habit and achievement goals

- achievement goals

---



---



---

- *habit* goals

---



---



---

*One habit goal I'd like to install is* \_\_\_\_\_.

### 7. Celebrate your wins

---



---

*For each marker I satisfy on my Writing Road Map, I will celebrate by* \_\_\_\_\_  
 \_\_\_\_\_.

*On January 31, 2021, I will celebrate reaching the destination on my Writing Road Map by* \_\_\_\_\_.

### Notes:

---



---



---



---



---



---



---



---



---



---



---



---



---



---



---



---